

Downlight Specification

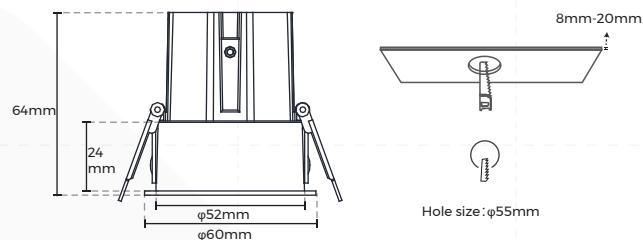
P3E55L2

— Prince 3 series



Basic Parameters

- Material: ADC12
- Color(Frame): White/Black optional
- Lighting Direction: Downward
- Beam Angle: 20°/30°(Optional)
- UGR(X=4H, Y=8H): ≤8
- Dimming Method: None/0-10V/Triac/DALI (Optional)
- SDCM: ≤3
- CRI: >90
- CCT: 2700K/3000K/3500K/4000K (Optional)
- Input Voltage: AC 220~240V
- Application: Indoor Lighting
- Installation: Recessed Mount
- Driver Installation: Remote
- IP Rating: IP20
- Certification: CE, UKCA, RoHS, REACH
- Warranty: 5 years



Luminaire Parameters

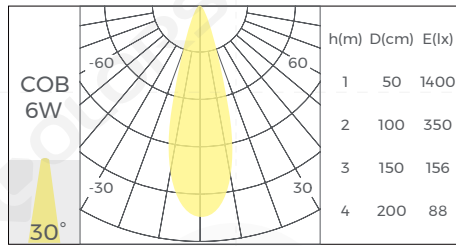
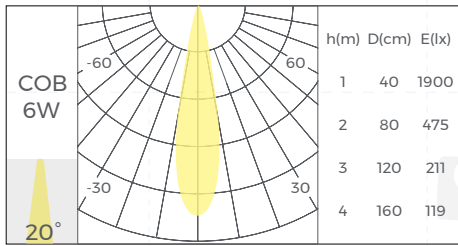
Model	Size (mm)	Hole Size (mm)	Input Voltage (V)	LED Input Current (mA)	Typ. Power (W)	CRI	Beam Angle	CCT	Luminous Flux(lm)
P3E55L2	φ60*64	φ55	AC220V~240V	150	6	>90	20°	3000K	335
							30°	3000K	350
P3E55L2	φ60*64	φ55	AC220V~240V	200	9	>90	20°	3000K	460
							30°	3000K	495

Note:

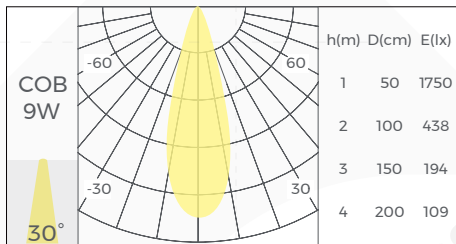
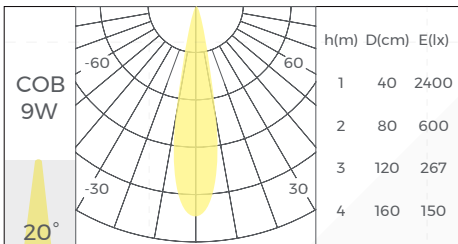
1. The above parameters are tested based on the light source with Color Rendering Index Ra90 and 3000K;
Luminous efficiency & luminous flux at 2700K = 3000K value × 0.94
Luminous efficiency & luminous flux at 3500K = 3000K value × 1.07
Luminous efficiency & luminous flux at 4000K = 3000K value × 1.11
2. The input voltage of light source is 36VDC.
3. The brand of the power supply is EAGLERISE.
4. luminous flux is allowed to have a ±10% tolerance.;
5. The above parameters are typical values.

Optical Parameter

Typ.Power: 6W



Typ.Power: 9W



Packing

Model	Size (mm/box)	Quantity /box	Quantity /carton	NW (kg/box)	NW (kg/carton)	GW (kg)	Size (mm/carton)
DL-P3E55L2-XXX	156*105*74	1	48	0.2	9.6	12	645*335*315

Model Code

DL - P3	E	55	L	2	- 09	90	30	30 -	N	B	B	
System DL: Downlights	Series P3: Prince 3	Installation E: Recessed R: Trimless Recessed	Opening Size 55: ϕ 55mm 75: ϕ 75mm	Diffuser L: Lens	Type 1: Angle is not adjustable 2: Angle adjustable	Type Power 09: 9W	CRI 90: Ra>90	CCT 27: 2700K 30: 3000K 35: 3500K 40: 4000K	Beam angle 30: 30°	Dimming Method N: Non-Dimming D: 0-10V Dimming A: DALI Dimming T: Triac Dimming X: No Power	Color W: White(Frame) B: Black(Frame)	Reflector Color M: Mirror C: Black chrome B: Matte Black W: Matte White

Attentions

1. Only qualified professional personnel shall perform installation, disassembly, repair, or servicing of this product. Unauthorized operation by unqualified individuals is strictly prohibited.
2. Avoid scratching, mechanical deformation, or improper bending of the product during installation; this could lead to irreversible mechanical or electrical damage to the unit.
3. Use specialized cutting tools when cutting product components (if applicable) to avoid possible mechanical or electrical damage to the unit.
4. Do not use acidic or alkaline adhesives to secure or mount the product.
5. This product is intended for use exclusively in indoor dry locations and must not be deployed in outdoor, coastal, or high-humidity environments.